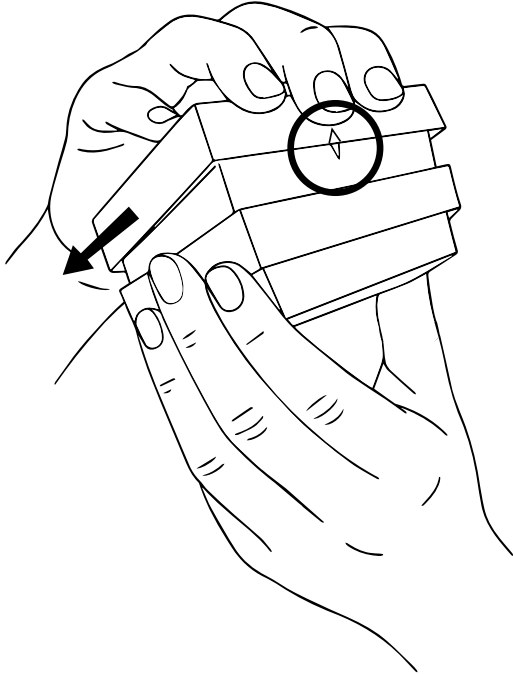
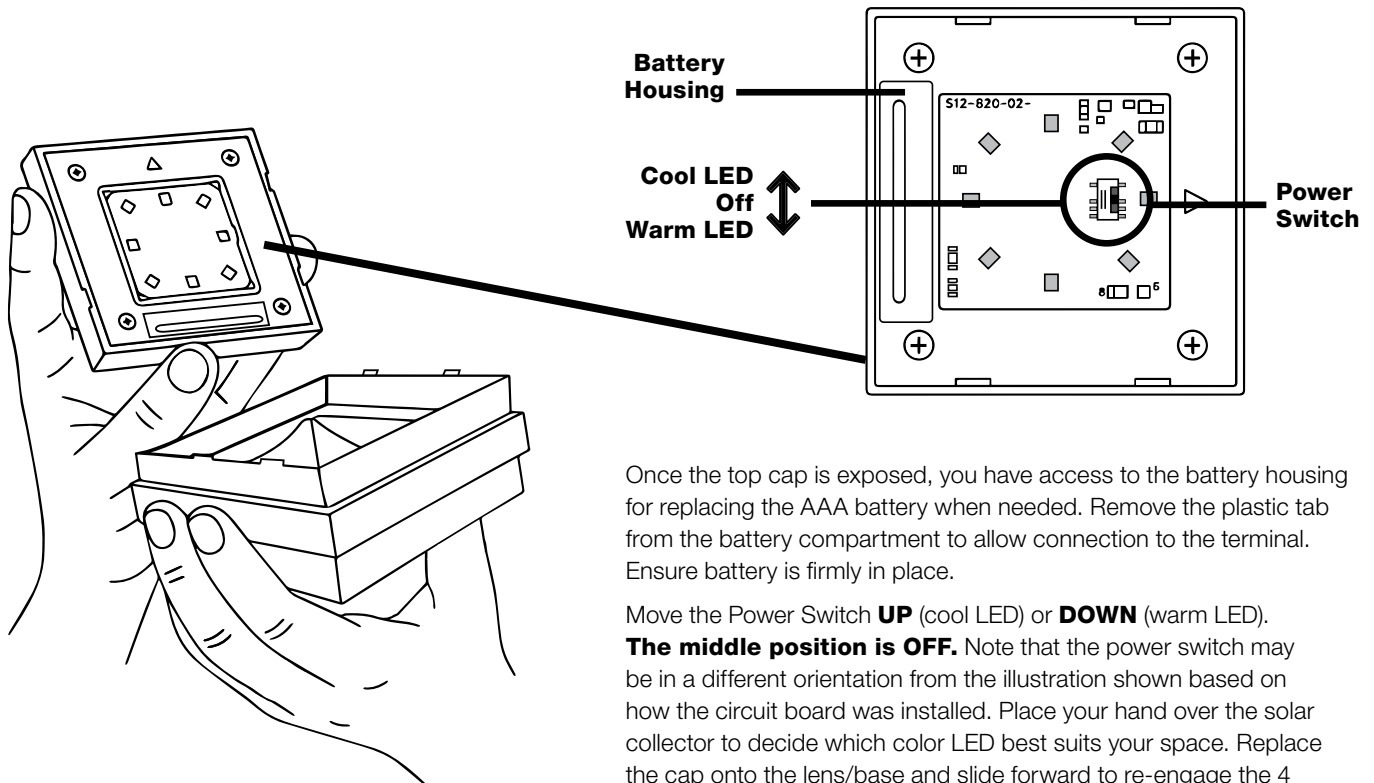


INTERNAL COMPONENT ACCESS



Where both arrows meet (shown in the circle), press and slide the cap backwards to expose the battery housing, LED circle, and ON/OFF switch.

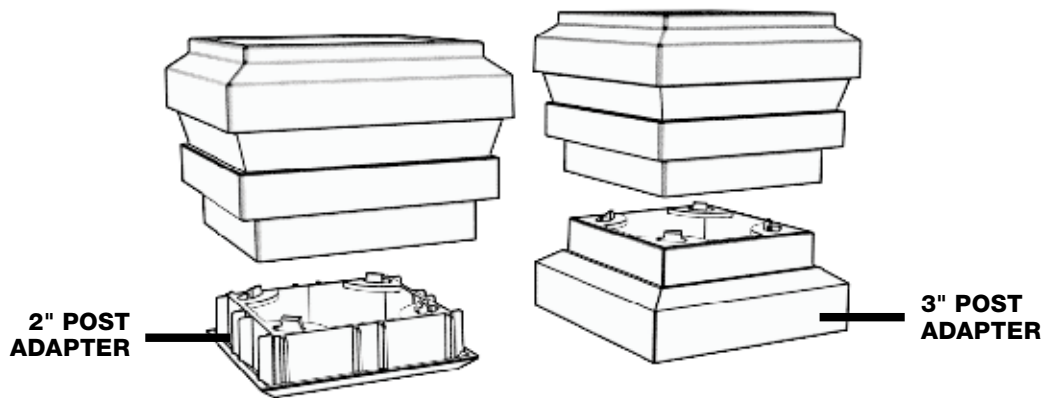
BATTERY HOUSING & POWER SWITCH



Once the top cap is exposed, you have access to the battery housing for replacing the AAA battery when needed. Remove the plastic tab from the battery compartment to allow connection to the terminal. Ensure battery is firmly in place.

Move the Power Switch **UP** (cool LED) or **DOWN** (warm LED). **The middle position is OFF.** Note that the power switch may be in a different orientation from the illustration shown based on how the circuit board was installed. Place your hand over the solar collector to decide which color LED best suits your space. Replace the cap onto the lens/base and slide forward to re-engage the 4 plastic connectors with the cap.

POST SIZE ADAPTERS



The Aura Post Cap is designed to fit a 2-1/2" x 2-1/2" Post. The cap will adapt to fit a 2" x 2" post or a 3" x 3" post with the adapter pieces shown above.

If you have 2" or 3" posts, snap the appropriate adapter into the post cap base (the tabs will lock into the cut-outs in the base of the cap).

INSTALLATION

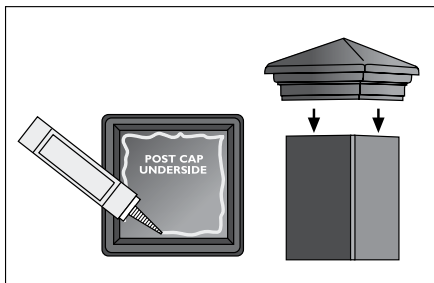


Figure 1

To attach each post cap style to the post, apply an exterior-grade silicone adhesive to the underside of the post cap and place firmly on the post (Figure 1).

Included with each of our solar post caps are LED light bulbs and rechargeable batteries. With normal use of 6 to 8 hours per day, our LED light bulbs will have an average life of 10 years. The rechargeable batteries will last an average of one year. They must be replaced with rechargeable batteries; using regular batteries in the sun will destroy the solar collector in the post cap. Please note that our LED light bulbs are part of the whole solar cell component and are not designed to be replaced. If it is necessary to replace your light bulb or your solar collector, we have Solar Collector Replacement Units available. (Contains nickel-cadmium rechargeable batteries. Battery must be recycled or disposed properly.)

THE DIAGRAMS AND INSTRUCTIONS IN THIS BROCHURE ARE FOR ILLUSTRATION PURPOSES ONLY AND ARE NOT MEANT TO REPLACE A LICENSED PROFESSIONAL. ANY CONSTRUCTION OR USE OF THE PRODUCT MUST BE IN ACCORDANCE WITH ALL LOCAL ZONING AND/OR BUILDING CODES. THE CONSUMER ASSUMES ALL RISKS AND LIABILITY ASSOCIATED WITH THE CONSTRUCTION OR USE OF THIS PRODUCT. THE CONSUMER OR CONTRACTOR SHOULD TAKE ALL NECESSARY STEPS TO ENSURE THE SAFETY OF EVERYONE INVOLVED IN THE PROJECT, INCLUDING, BUT NOT LIMITED TO, WEARING THE APPROPRIATE SAFETY EQUIPMENT. EXCEPT AS CONTAINED IN THE WRITTEN LIMITED WARRANTY, THE WARRANTOR DOES NOT PROVIDE ANY OTHER WARRANTY, EITHER EXPRESS OR IMPLIED, AND SHALL NOT BE LIABLE FOR ANY DAMAGES, INCLUDING CONSEQUENTIAL DAMAGES.